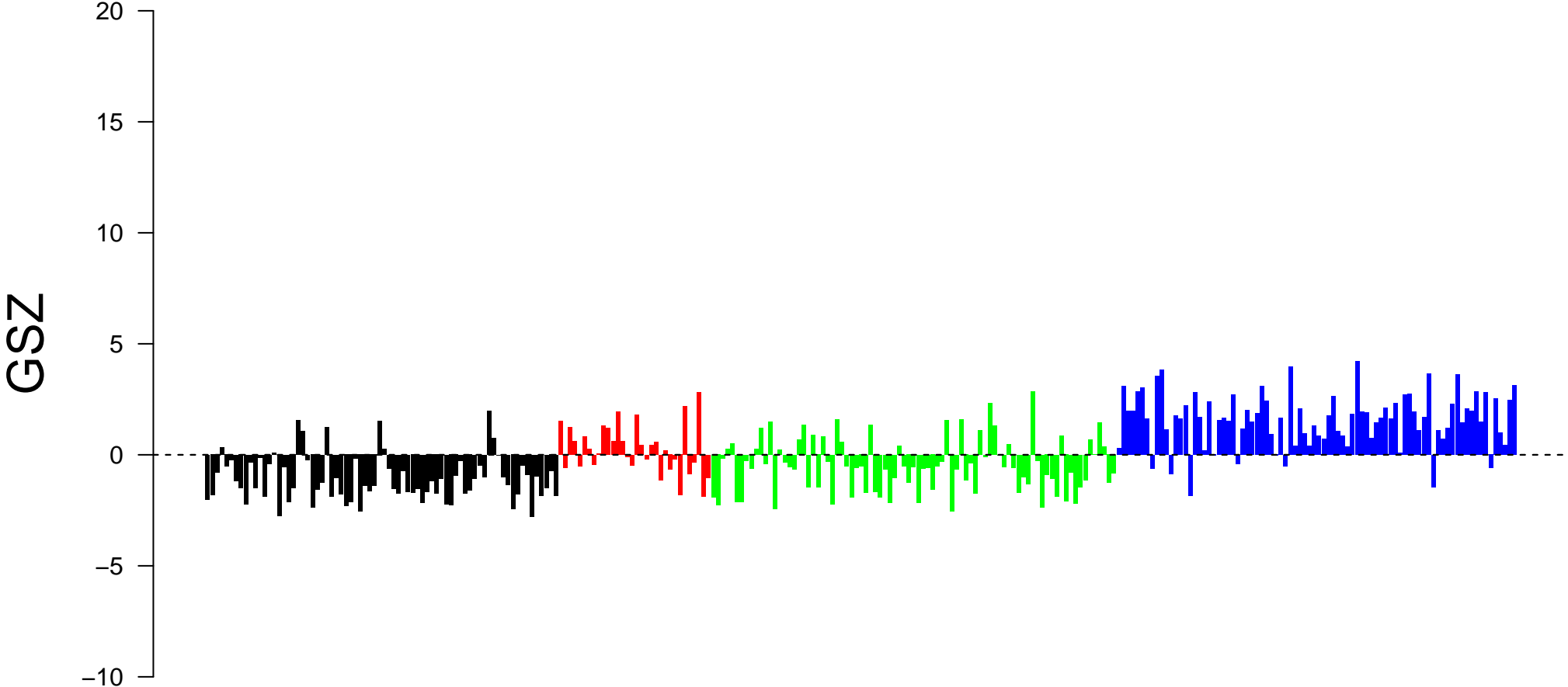
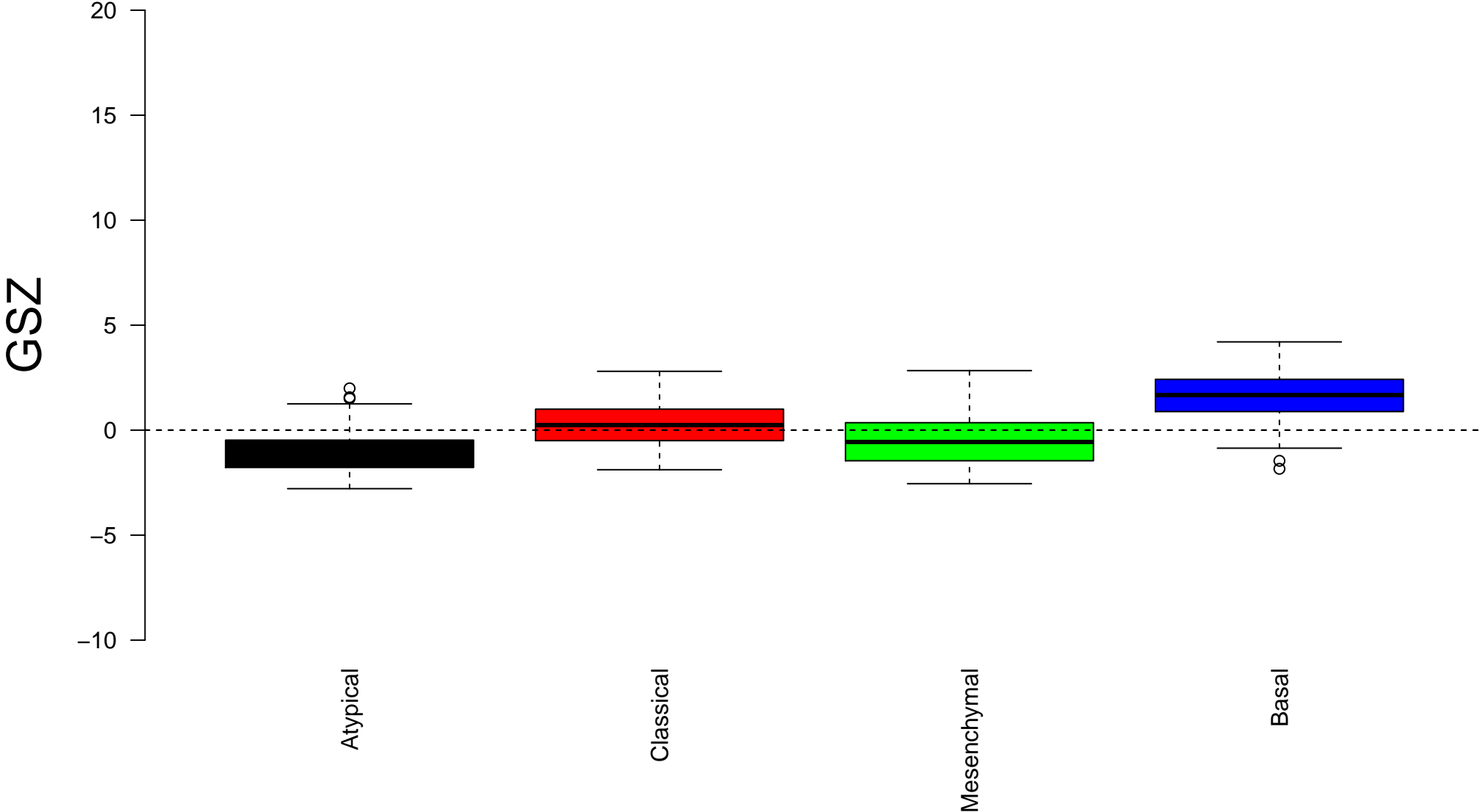



ceramide biosynthetic process



ceramide biosynthetic process



Enrichment in spots: ceramide biosynthetic process



Expression of ceramide biosynthetic process in Spot A

Δe


1.0

0.5

0.0

-0.5

-1.0



Expression of ceramide biosynthetic process in Spot B

Δe


1.0

0.5

0.0

-0.5

-1.0



Expression of ceramide biosynthetic process in Spot C

Δe


1.0

0.5

0.0

-0.5

-1.0



Expression of ceramide biosynthetic process in Spot D

Δe


1.0

0.5

0.0

-0.5

-1.0



Expression of ceramide biosynthetic process in Spot E

Δe

1.0

0.5

0.0

-0.5

-1.0



Expression of ceramide biosynthetic process in Spot F

Δe


1.0

0.5

0.0

-0.5

-1.0



Expression of ceramide biosynthetic process in Spot G

Δe


1.0

0.5

0.0

-0.5

-1.0



Expression of ceramide biosynthetic process in Spot H

Δe


1.0

0.5

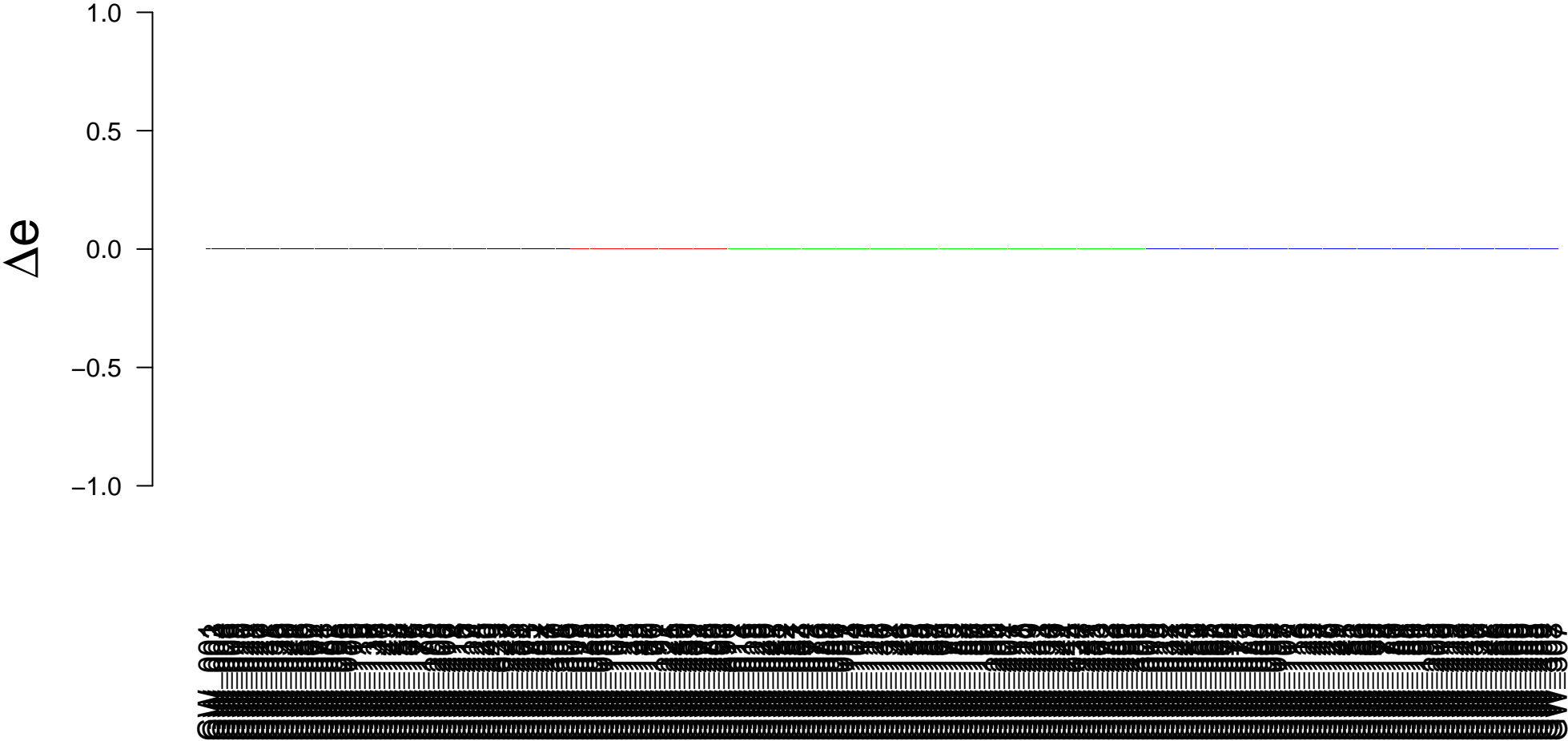
0.0

-0.5

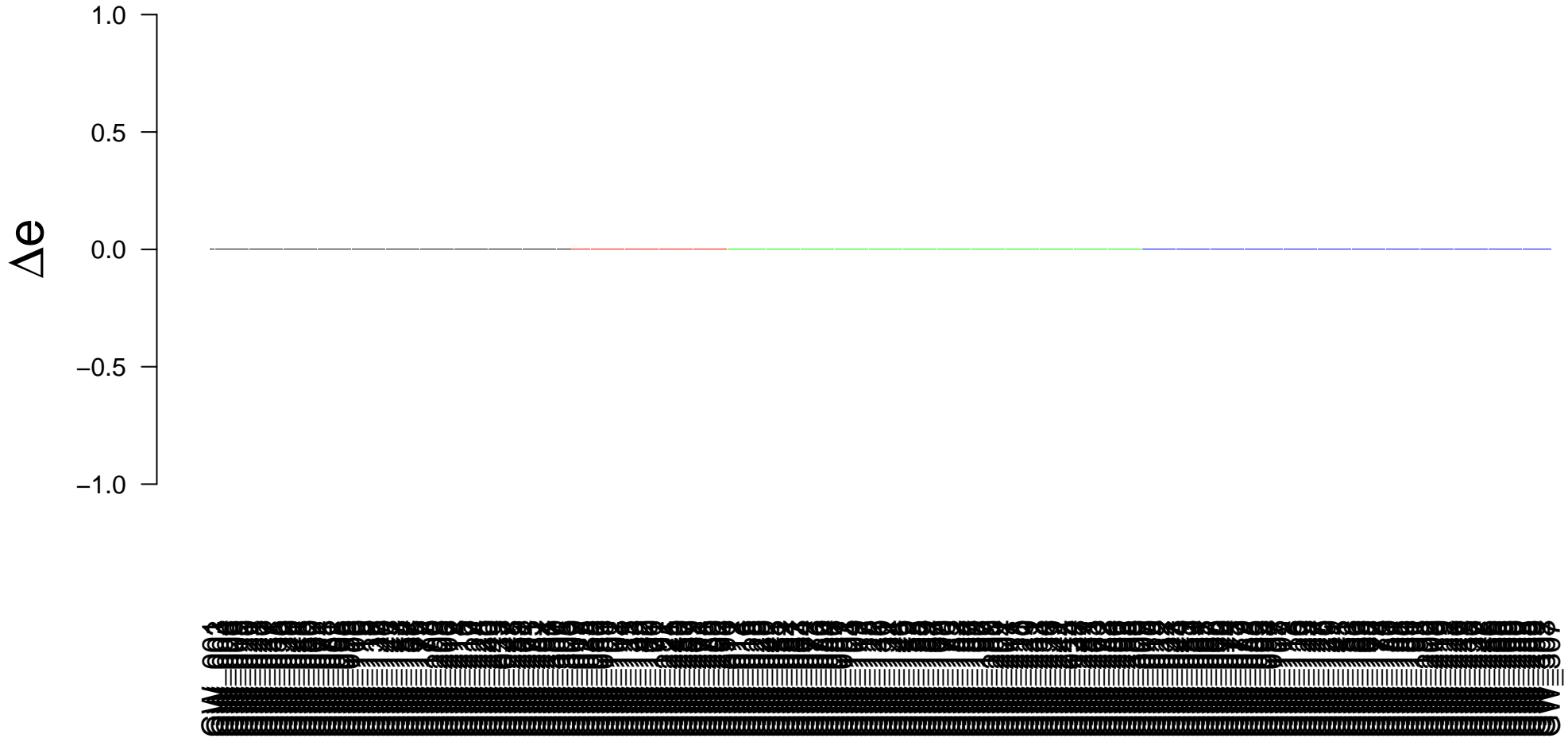
-1.0



Expression of ceramide biosynthetic process in Spot I



Expression of ceramide biosynthetic process in Spot J



Expression of ceramide biosynthetic process in Spot K

Δe

1.0
0.5
0.0
-0.5
-1.0



Expression of ceramide biosynthetic process in Spot L

Δe


1.0

0.5

0.0

-0.5

-1.0



Expression of ceramide biosynthetic process in Spot M

Δe


1.0

0.5

0.0

-0.5

-1.0



Expression of ceramide biosynthetic process in Spot N

Δe


1.0

0.5

0.0

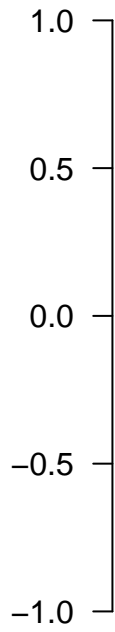
-0.5

-1.0



Expression of ceramide biosynthetic process in Spot O

Δe



Expression of ceramide biosynthetic process in Spot P

Δe

1.0

0.5

0.0

-0.5

-1.0



Expression of ceramide biosynthetic process in Spot Q

Δe


1.0

0.5

0.0

-0.5

-1.0



Expression of ceramide biosynthetic process in Spot R

Δe

1.0

0.5

0.0

-0.5

-1.0

